



# **2024 Investment Highlights**

## **3rd Quarter ending June 30, 2024**

*County Auditor's Office*

*Commissioners Court Meeting*

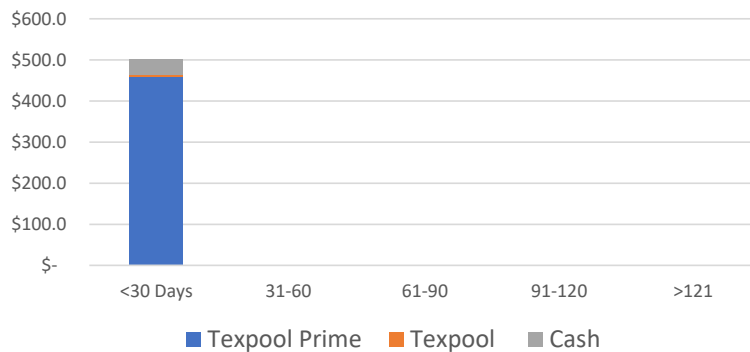
# Quarterly Investment Update

## Directly linked to the County Strategic Plan

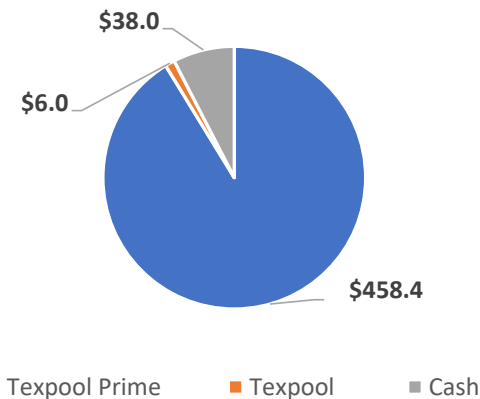
- Investment Goals:
  - Goal 1 - Investing funds on the principles of
    1. Safety
    2. Liquidity
    3. Diversification
  - Goal 2 - Return on Investment

# Quarterly Investment Update

Investment Maturity Summary June 30, 2024 in millions

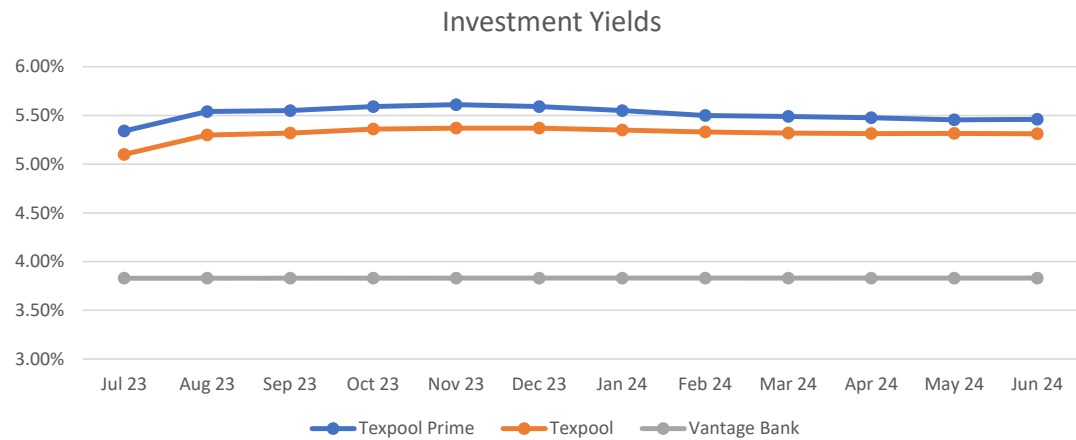


Investment Summary June 30, 2024 in millions



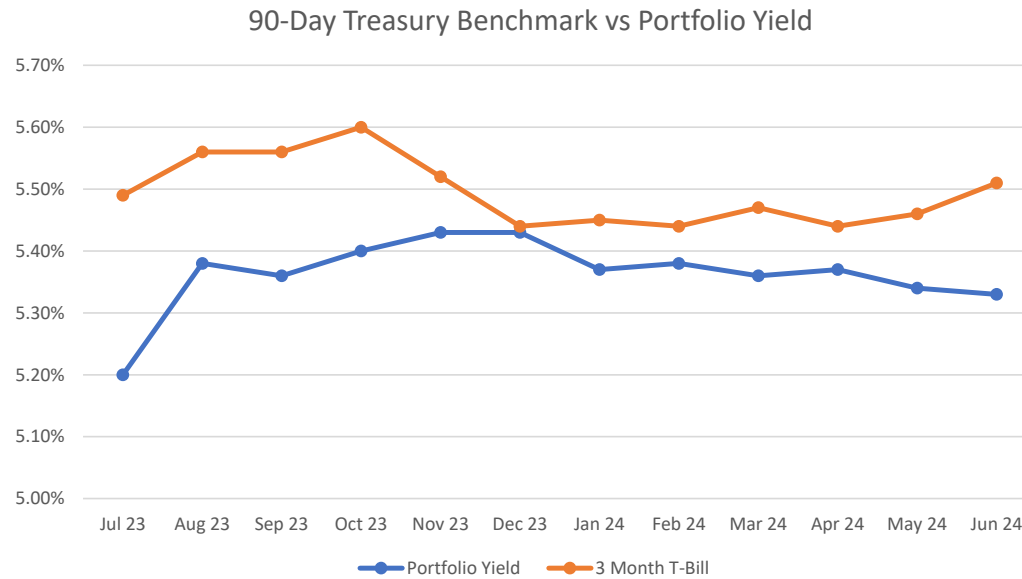
- Investment vehicles have remained the same (TexPool and TexPool Prime). As of June 30, 2024, the County’s funds percentages in cash, TexPool, and TexPool Prime were 7.6%, 1.2%, and 91.2%, respectively. The June 30, 2023, percentages in cash, TexPool, and TexPool Prime were 9.2%, 8.8%, and 82.0%, respectively.
- Total investments were \$502.4M for June 2024 compared to the prior year of \$501.4M, an increase of \$1.0M.
- The interest earned the third quarter was \$9.9M compared to last year’s \$6.1M, an increase of \$3.8M, which is mainly due to the change in higher interest rates in Texpool and Vantage Bank.

# Quarterly Investment Update



- Above is a comparison of interest rates for the investment pools and Vantage Bank. At the beginning of the fiscal year, Texpool and Texpool Prime interest rates were at 5.36% and 5.59%, respectively. As of June 2024, the County continues to earn 5.31% and 5.46% in these pools.
- The interest rate with Vantage Bank has remained at 3.83% due to the steady Federal Rates.

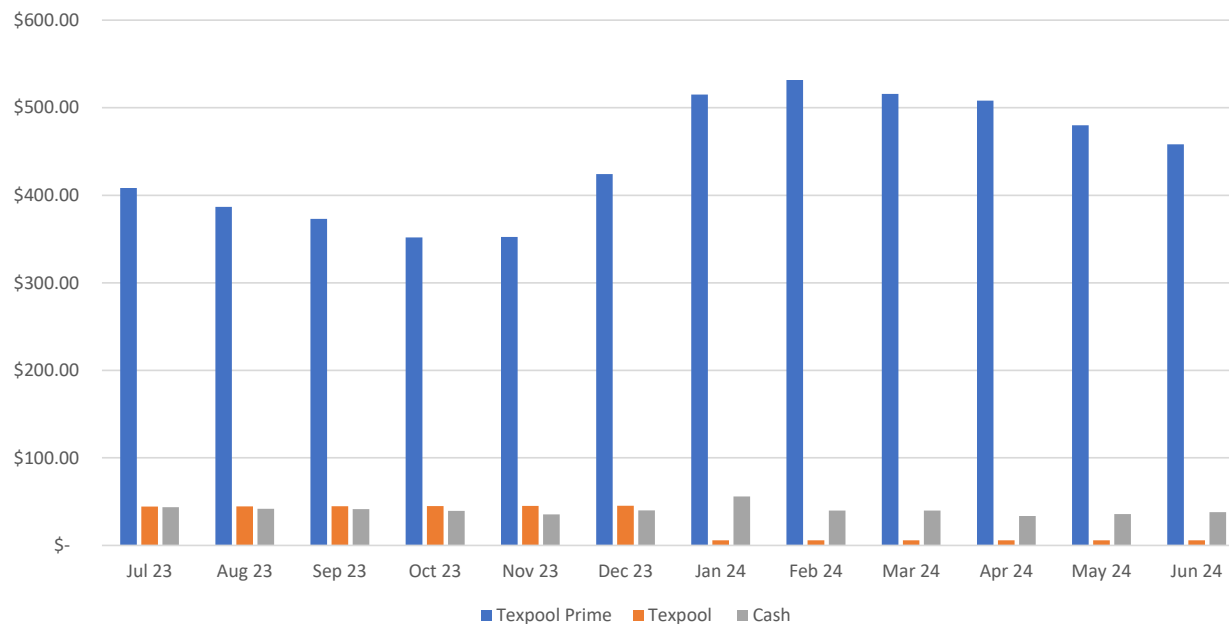
# Quarterly Investment Update



The County had a weighted average yield of 5.33% for the month ended June 30, 2024, compared to the 90-day treasury benchmark of 5.51%, resulting in the County being 18 basis points below the benchmark.

# Quarterly Investment Update

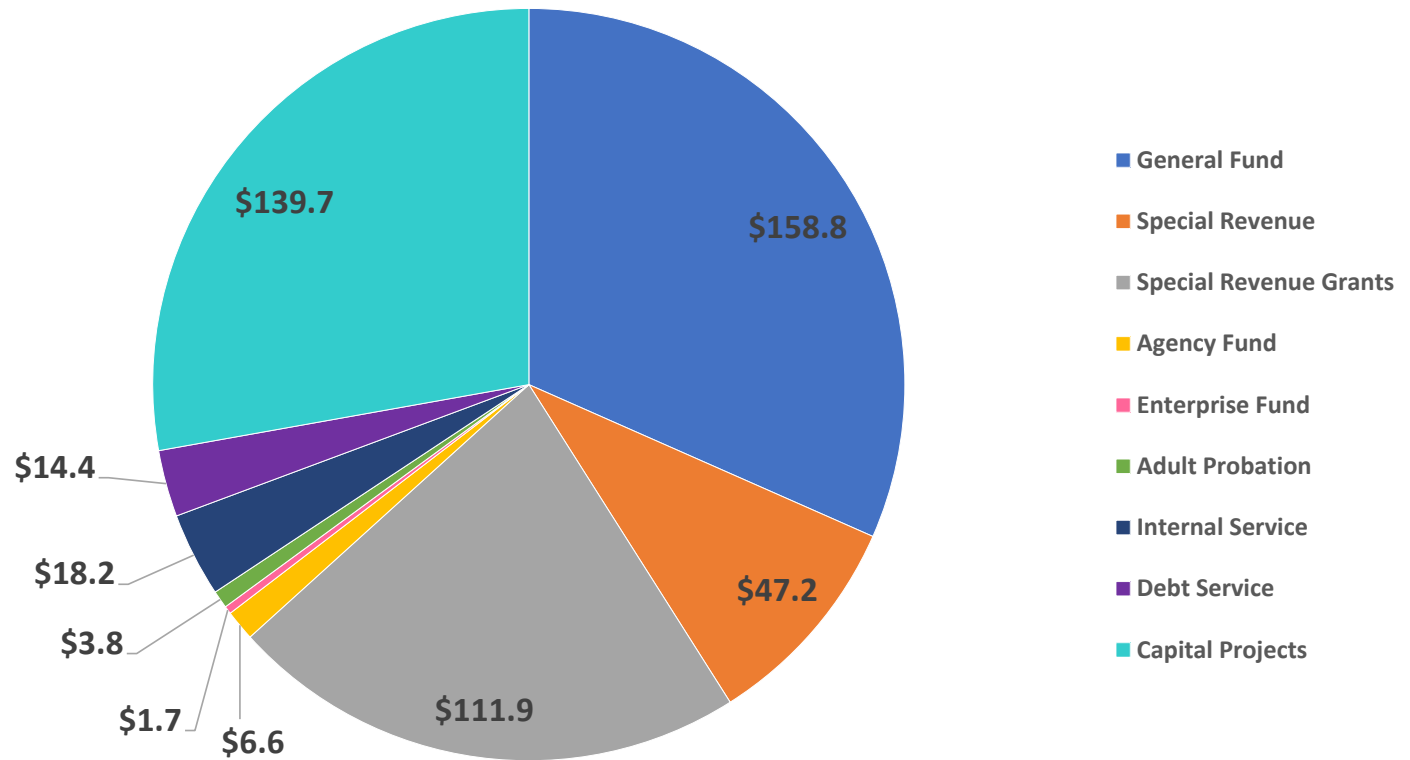
Investments in All Funds at Month End, in millions



The County's investable funds include the General Fund, Special Revenue, Special Revenue Grants, Agency Fund, Internal Service, Debt Service, and Capital Projects.

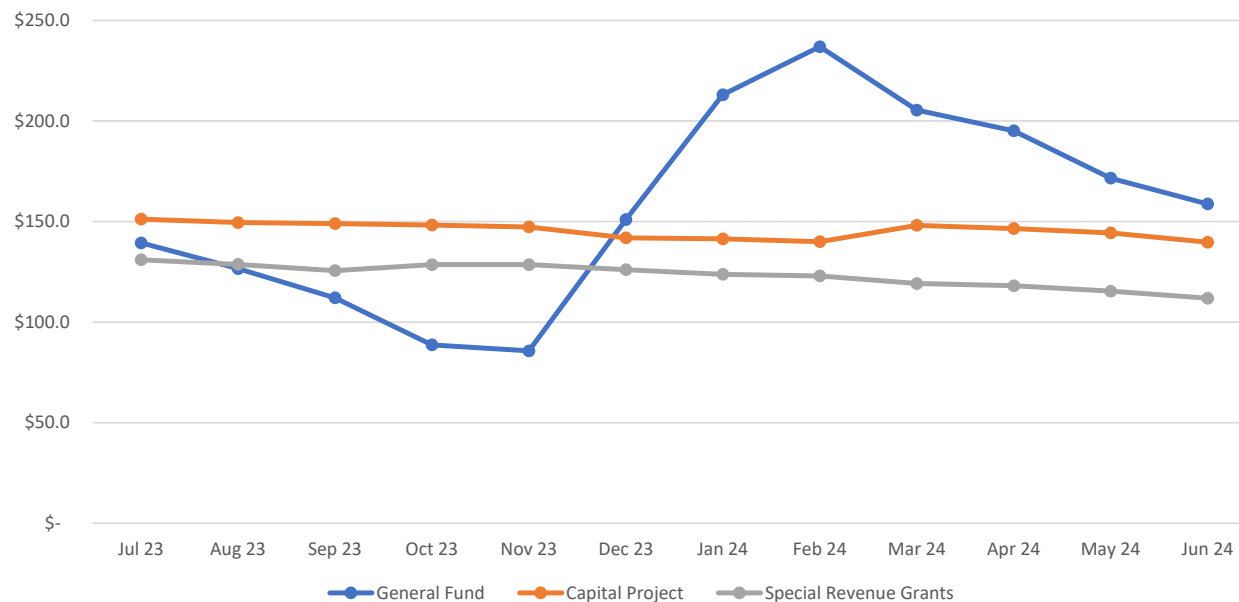
# Quarterly Investment Update

Investments by Fund Type as of June 30, 2024



# Quarterly Investment Update

Investable Funds: General Fund, Capital Projects, Special Revenue Grants, in millions



- Investable general funds reach their highest point in February and has been decreasing since because of decrease in ad valorem taxes collected.
- Investable capital projects funds slightly decreased for the third quarter.
- Special Revenue Grants investable funds slightly decreased towards the end of the third quarter.





*Questions?*

